



Oficina de Inteligencia Sanitaria
Unidad de Epidemiología

| Semanas Epidemiológicas, AÑO 2020 | | | | | | | | | | | | | | | | | | | | | | | | | | | | | | | | | | | | | | | | | | | | | | | | | | | | | | | | |
|---|---|---|---|---|---|---|---|---|---|----|----|----|----|----|----|----|----|----|----|----|----|----|----|----|----|----|----|----|----|----|----|----|----|----|----|----|----|----|----|----|----|----|----|----|----|----|----|----|----|----|----|----|----|-------|---|-----|
| Casos Captados | 1 | 2 | 3 | 4 | 5 | 6 | 7 | 8 | 9 | 10 | 11 | 12 | 13 | 14 | 15 | 16 | 17 | 18 | 19 | 20 | 21 | 22 | 23 | 24 | 25 | 26 | 27 | 28 | 29 | 30 | 31 | 32 | 33 | 34 | 35 | 36 | 37 | 38 | 39 | 40 | 41 | 42 | 43 | 44 | 45 | 46 | 47 | 48 | 49 | 50 | 51 | 52 | 53 | Total | | |
| Casos Positivos INFLUENZA A | | | | | | | | | | | | | | | | | | | | | | | | | | | | | | | | | | | | | | | | | | | | | | | | | | | | | | | | |
| - AH1N1 | | | | | | | | | | | | | | | | | | | | | | | | | | | | | | | | | | | | | | | | | | | | | | | | | | | | | | 0 | | |
| - AH3N2 | | | | | | | | | | | | | | | | | | | | | | | | | | | | | | | | | | | | | | | | | | | | | | | | | | | | | | 1 | | |
| Casos Positivos INFLUENZA B | | | | | | | | | | | | | | | | | | | | | | | | | | | | | | | | | | | | | | | | | | | | | | | | | | | | | | | | |
| - Sin Linaje | | | | | | | | | | | | | | | | | | | | | | | | | | | | | | | | | | | | | | | | | | | | | | | | | | | | | | 0 | | |
| - Linaje Yamagata | | | | | | | | | | | | | | | | | | | | | | | | | | | | | | | | | | | | | | | | | | | | | | | | | | | | | | 0 | | |
| - Linaje Victoria | | | | | | | | | | | | | | | | | | | | | | | | | | | | | | | | | | | | | | | | | | | | | | | | | | | | | | 0 | | |
| Casos Positivos Virus Sincial Respiratorio | 2 | 1 | 1 | 0 | 1 | 1 | 0 | 1 | 0 | 0 | 0 | 0 | 0 | 0 | 0 | 0 | 0 | 0 | 0 | 0 | 0 | 0 | 0 | 0 | 0 | 0 | 0 | 0 | 0 | 0 | 0 | 0 | 0 | 0 | 0 | 0 | 0 | 0 | 0 | 0 | 0 | 0 | 0 | 0 | 0 | 0 | 0 | 0 | 0 | 0 | 0 | 0 | 0 | 7 | | |
| Casos Positivos Parainfluenza 1 | | | | | | | | | | | | | | | | | | | | | | | | | | | | | | | | | | | | | | | | | | | | | | | | | | | | | | 0 | | |
| Casos Positivos Parainfluenza 2 | | | | | | | | | | | | | | | | | | | | | | | | | | | | | | | | | | | | | | | | | | | | | | | | | | | | | | 0 | | |
| Casos Positivos Parainfluenza 3 | | | | | | | | | | | | | | | | | | | | | | | | | | | | | | | | | | | | | | | | | | | | | | | | | | | | | | 0 | | |
| Casos Positivos Adenovirus | 0 | 0 | 1 | 0 | 0 | 0 | 0 | 0 | 0 | 0 | 0 | 0 | 0 | 0 | 0 | 0 | 0 | 0 | 0 | 0 | 0 | 0 | 0 | 0 | 0 | 0 | 0 | 0 | 0 | 0 | 0 | 0 | 0 | 0 | 0 | 0 | 0 | 0 | 0 | 0 | 0 | 0 | 0 | 0 | 0 | 0 | 0 | 0 | 0 | 0 | 0 | 0 | 0 | 1 | | |
| Casos Positivos Metaneumovirus | | | | | | | | | | | | | | | | | | | | | | | | | | | | | | | | | | | | | | | | | | | | | | | | | | | | | | 0 | | |
| Casos Descartados | 1 | 3 | 3 | 4 | 5 | 3 | 2 | 1 | 3 | 7 | 2 | 3 | 12 | 1 | 6 | 8 | 4 | 8 | 8 | 11 | 11 | 6 | 3 | 1 | 2 | 3 | 0 | 2 | 1 | 0 | 0 | 0 | 0 | 0 | 0 | 0 | 0 | 0 | 0 | 0 | 0 | 0 | 0 | 0 | 0 | 0 | 0 | 0 | 0 | 0 | 0 | 0 | 0 | 0 | 0 | 133 |
| Sin Muestra | | | | | | | | | | | | | | | | | | | | | | | | | | | | | | | | | | | | | | | | | | | | | | | | | | | | | | 0 | | |
| Casos en Espera de Resultados | | | | | | | | | | | | | | | | | | | | | | | | | | | | | | | | | | | | | | | | | | | | | | | | | | | | | | 0 | | |

Fuente: Unidad de Epidemiología HRC

| SEMANAS EPIDEMIOLÓGICAS, AÑO 2019 | | | | | | | | | | | | | | | | | | | | | | | | | | | | | | | | | | | | | | | | | | | | | | | | | | | | | | |
|---|---|---|---|---|---|---|---|----|---|----|----|----|----|----|----|----|----|----|----|----|----|----|----|----|----|----|----|----|----|----|----|----|----|----|----|----|----|----|----|----|----|----|----|----|----|----|----|----|----|----|----|----|-------|----|
| Casos Captados | 1 | 2 | 3 | 4 | 5 | 6 | 7 | 8 | 9 | 10 | 11 | 12 | 13 | 14 | 15 | 16 | 17 | 18 | 19 | 20 | 21 | 22 | 23 | 24 | 25 | 26 | 27 | 28 | 29 | 30 | 31 | 32 | 33 | 34 | 35 | 36 | 37 | 38 | 39 | 40 | 41 | 42 | 43 | 44 | 45 | 46 | 47 | 48 | 49 | 50 | 51 | 52 | Total | |
| Casos Positivos INFLUENZA A | | | | | | | | | | | | | | | | | | | | | | | | | | | | | | | | | | | | | | | | | | | | | | | | | | | | | | |
| - AH1N1 | | | | | | | | | | | | | | | | | | | | | | | | | | | | | | | | | | | | | | | | | | | | | | | | | | | | | | 1 |
| - AH3N2 | | | | | | | | | | | | | | | | | | | | | | | | | | | | | | | | | | | | | | | | | | | | | | | | | | | | | | 23 |
| Casos Positivos INFLUENZA B | | | | | | | | | | | | | | | | | | | | | | | | | | | | | | | | | | | | | | | | | | | | | | | | | | | | | | |
| - Sin Linaje | | | | | | | | | | | | | | | | | | | | | | | | | | | | | | | | | | | | | | | | | | | | | | | | | | | | | | 0 |
| - Linaje Yamagata | | | | | | | | | | | | | | | | | | | | | | | | | | | | | | | | | | | | | | | | | | | | | | | | | | | | | | 2 |
| - Linaje Victoria | | | | | | | | | | | | | | | | | | | | | | | | | | | | | | | | | | | | | | | | | | | | | | | | | | | | | | 4 |
| Casos Positivos Virus Sincial Respiratorio | 0 | 0 | 0 | 0 | 0 | 0 | 0 | 0 | 0 | 0 | 0 | 0 | 0 | 0 | 0 | 1 | 1 | 1 | 4 | 2 | 2 | 5 | 5 | 4 | 5 | 3 | 4 | 1 | 1 | 1 | 0 | 3 | 2 | 5 | 4 | 0 | 1 | 0 | 0 | 0 | 1 | 1 | 0 | 1 | 0 | 0 | 1 | 2 | 1 | 2 | 1 | 65 | | |
| Casos Positivos Parainfluenza 1 | | | | | | | | | | | | | | | | | | | | | | | | | | | | | | | | | | | | | | | | | | | | | | | | | | | | | | 3 |
| Casos Positivos Parainfluenza 2 | | | | | | | | | | | | | | | | | | | | | | | | | | | | | | | | | | | | | | | | | | | | | | | | | | | | | | 1 |
| Casos Positivos Parainfluenza 3 | | | | | | | | | | | | | | | | | | | | | | | | | | | | | | | | | | | | | | | | | | | | | | | | | | | | | | 3 |
| Casos Positivos Adenovirus | | | | | | | | | | | | | | | | | | | | | | | | | | | | | | | | | | | | | | | | | | | | | | | | | | | | | | 3 |
| Casos Positivos Metaneumovirus | | | | | | | | | | | | | | | | | | | | | | | | | | | | | | | | | | | | | | | | | | | | | | | | | | | | | | 4 |
| Casos Descartados | 0 | 5 | 6 | 7 | 2 | 1 | 3 | 11 | 5 | 3 | 4 | 7 | 11 | 17 | 12 | 9 | 4 | 8 | 4 | 12 | 12 | 6 | 7 | 13 | 2 | 5 | 10 | 1 | 6 | 0 | 7 | 1 | 2 | 4 | 5 | 4 | 3 | 4 | 3 | 5 | 0 | 1 | 4 | 1 | 0 | 1 | 5 | 0 | 0 | 1 | 1 | 0 | | |
| Sin Muestra | | | | | | | | | | | | | | | | | | | | | | | | | | | | | | | | | | | | | | | | | | | | | | | | | | | | | | 0 |
| Casos en Espera de Resultados | | | | | | | | | | | | | | | | | | | | | | | | | | | | | | | | | | | | | | | | | | | | | | | | | | | | | | 0 |

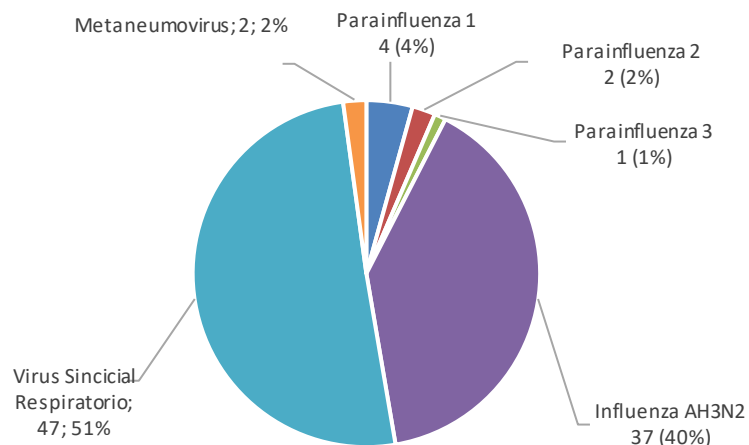
Fuente: Unidad de Epidemiología HRC



CASOS POSITIVOS DE LA VIGILANCIA DE IRAG 2013 - 2022

Oficina de Inteligencia Sanitaria
Unidad de Epidemiología

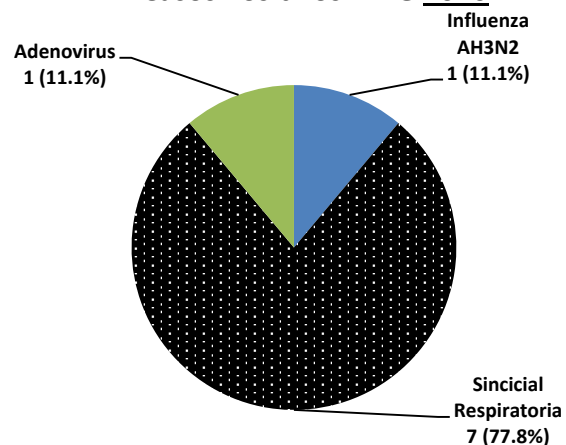
Casos Positivos IRAG 2022



TOTAL DE CASOS CAPTADOS DE IRAG = 572

TOTAL DE CASOS POSITIVOS = 93

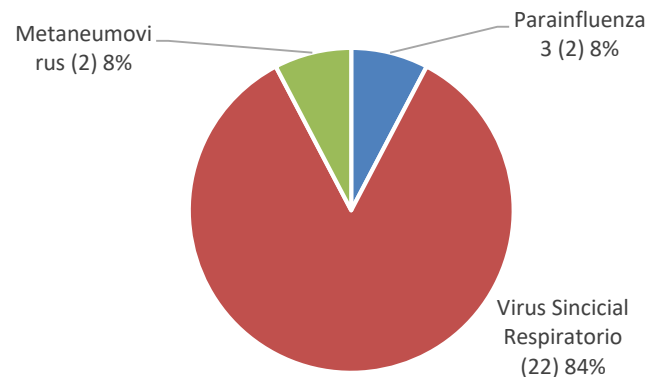
Casos Positivos IRAG 2020



TOTAL DE CASOS CAPTADOS DE IRAG = 142

TOTAL DE CASOS POSITIVOS = 9

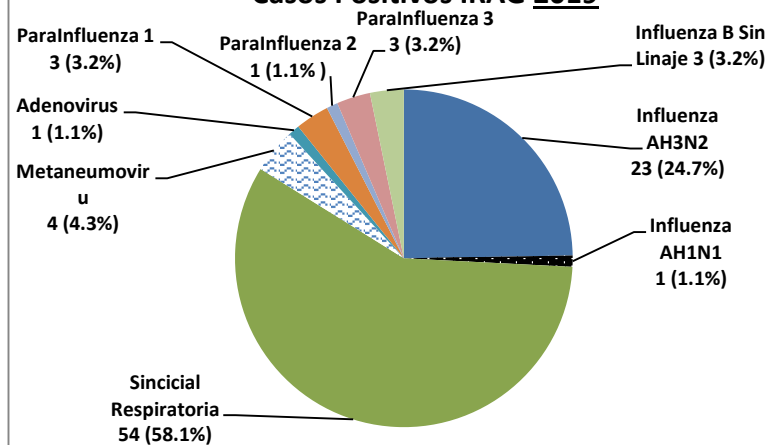
Casos Positivos IRAG 2021



TOTAL DE CASOS CAPTADOS DE IRAG = 1.047

TOTAL DE CASOS POSITIVOS = 26

Casos Positivos IRAG 2019

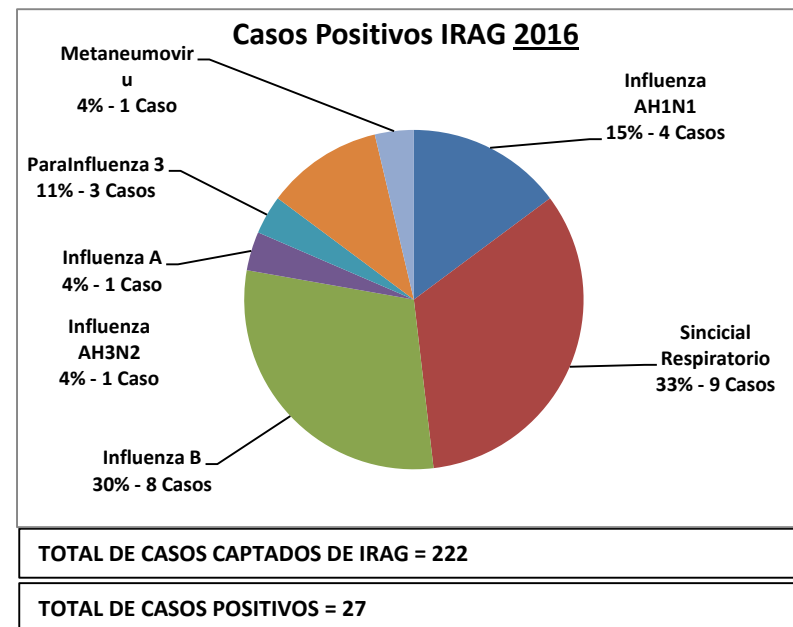
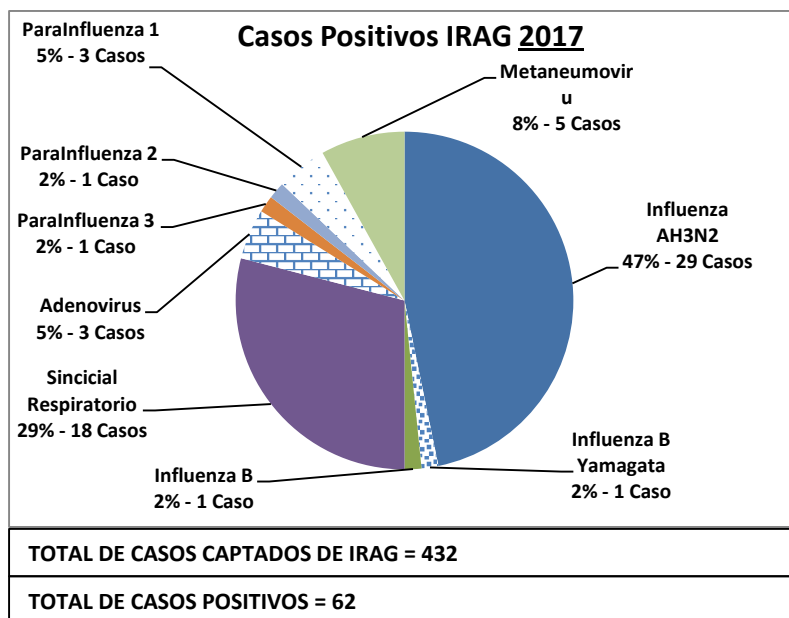
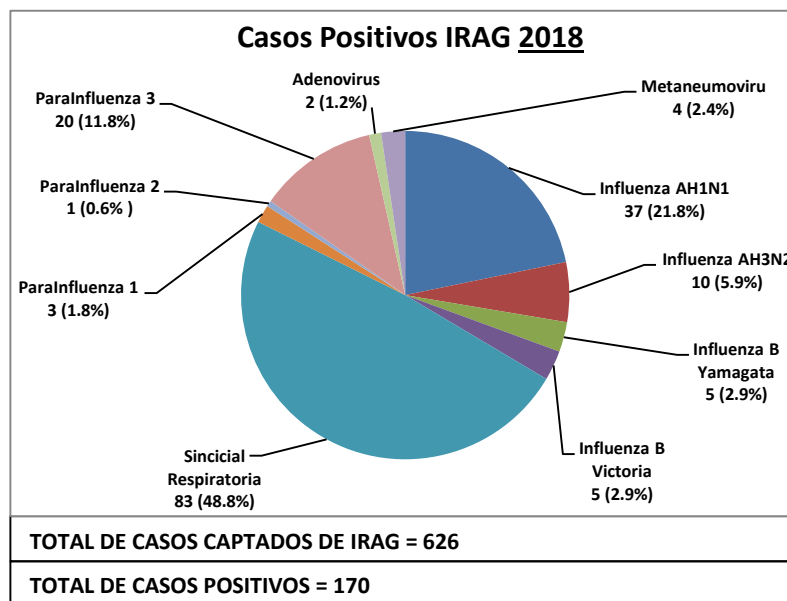


TOTAL DE CASOS CAPTADOS DE IRAG = 355

TOTAL DE CASOS POSITIVOS = 109

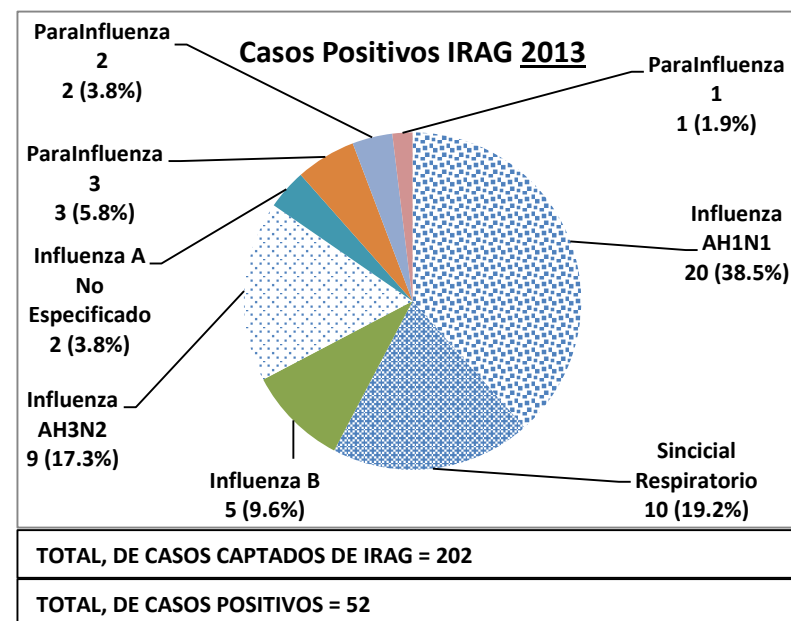
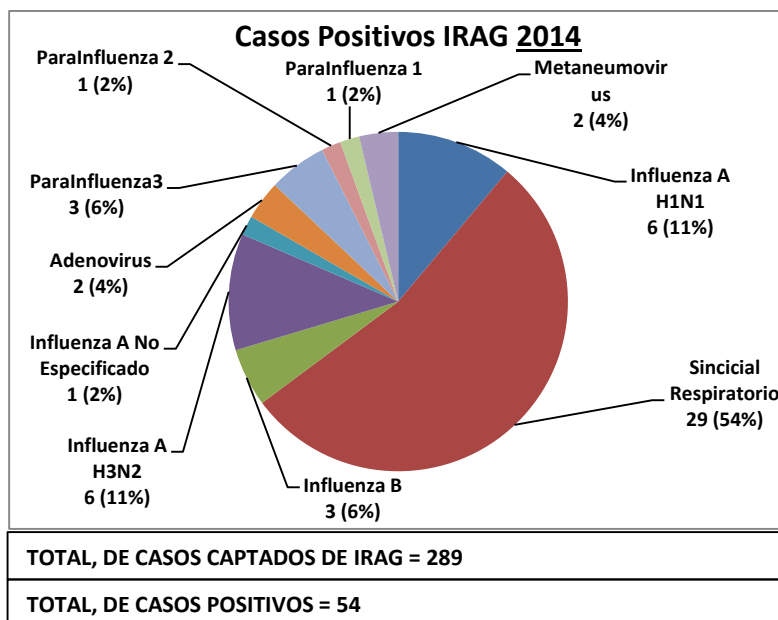
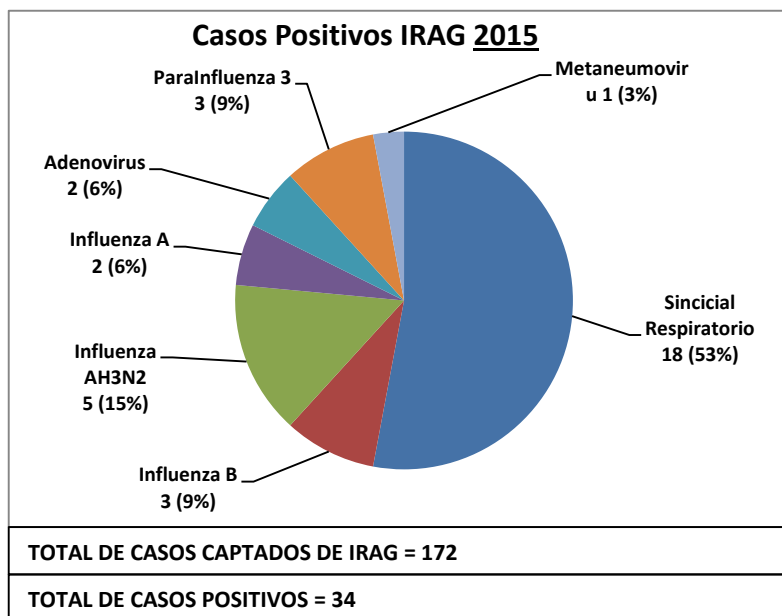


Oficina de Inteligencia Sanitaria
Unidad de Epidemiología





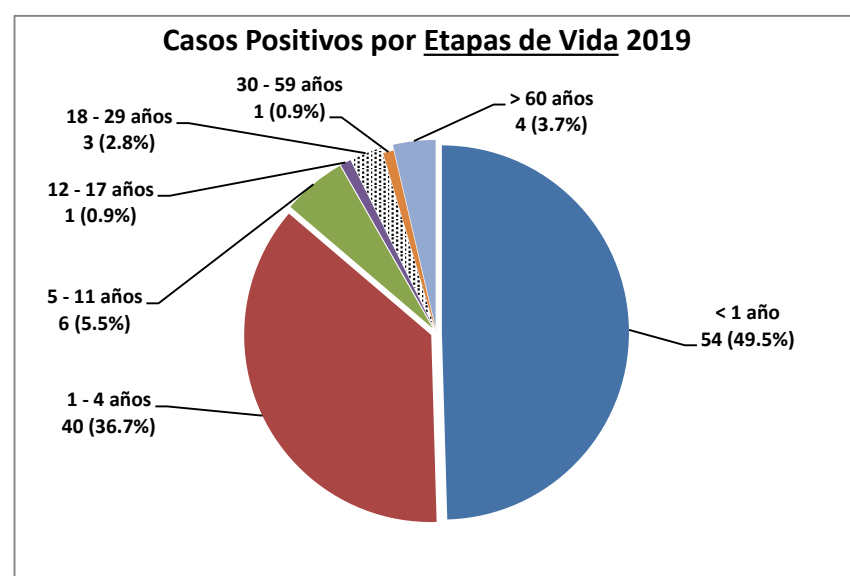
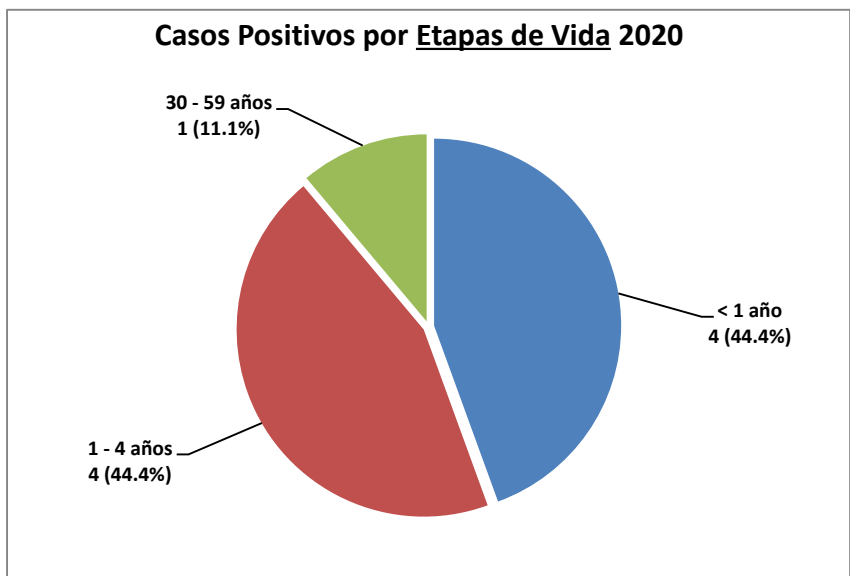
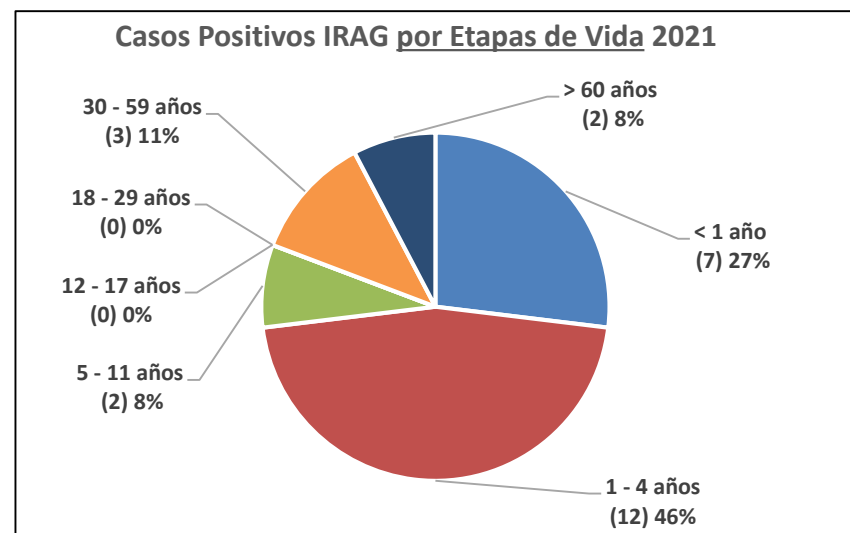
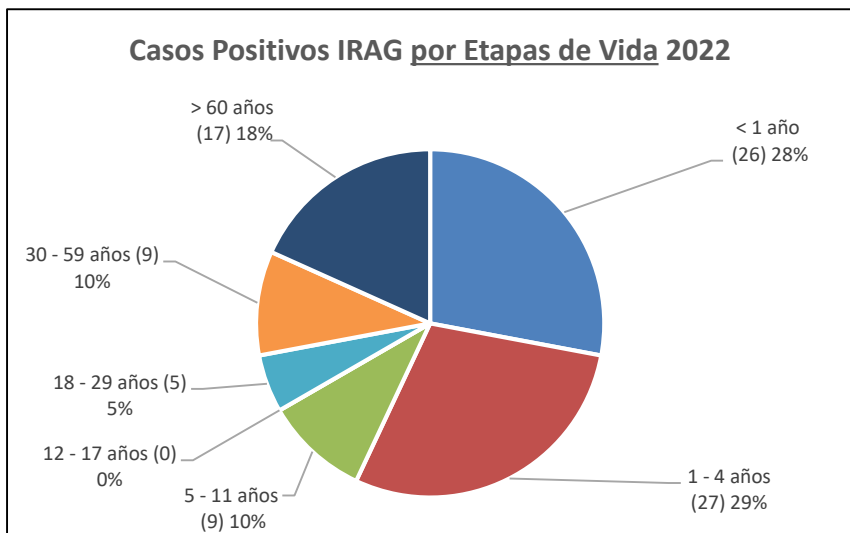
Oficina de Inteligencia Sanitaria
Unidad de Epidemiología





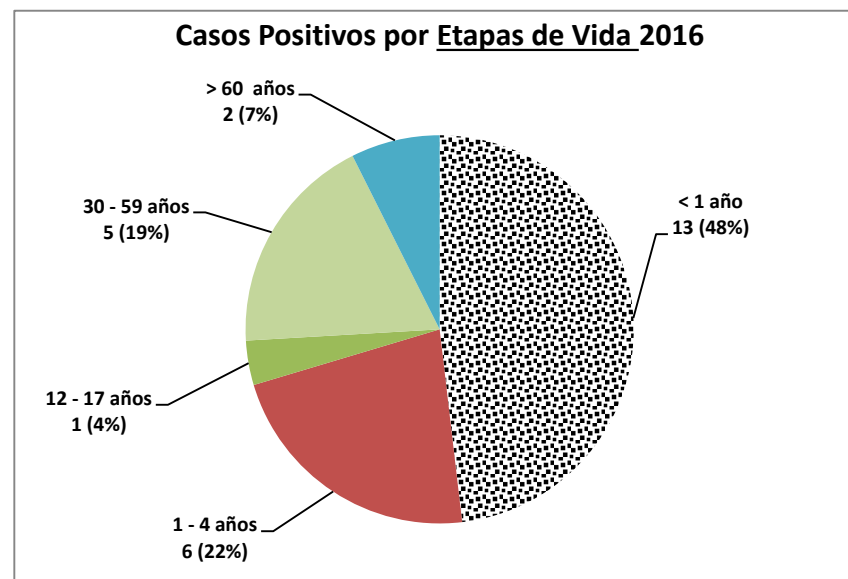
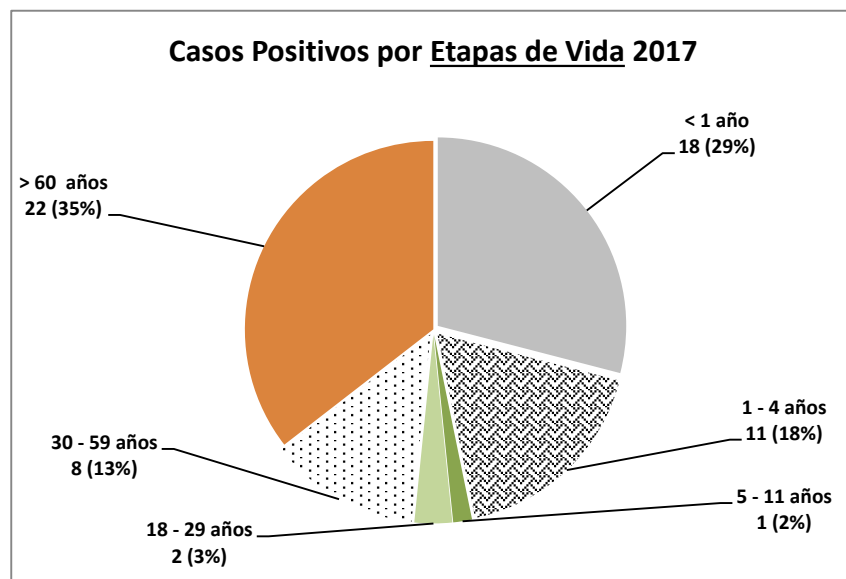
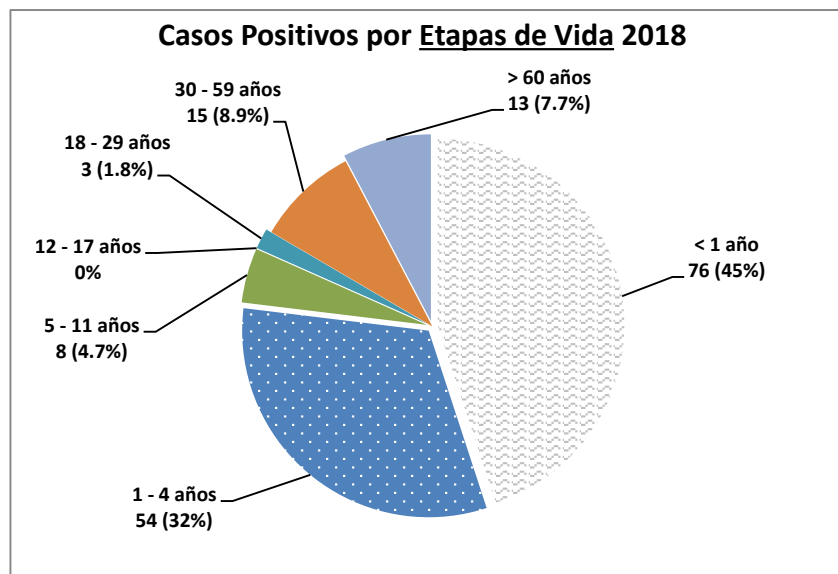
Oficina de Inteligencia Sanitaria
Unidad de Epidemiología

CASOS POSITIVOS DE IRAG POR ETAPAS DE VIDA





Oficina de Inteligencia Sanitaria
Unidad de Epidemiología





Oficina de Inteligencia Sanitaria
Unidad de Epidemiología

